

the **Bullet Trap**



State Rifle & Pistol Assoc.

Official Publication of The Arizona Rifle & Pistol Association

July/August 2006

Vol. XLI, Issue 4

Babes with bullets



This is the name of a book written by a lady, so don't get mad and start thinking that some guy wrote a story calling women "babes!" The author, Debbie Ferns, didn't touch a gun until she was 45 years old. Now, six years later she decided to share with other gals the theme of "women having fun with guns" through her book. As a side note the foreword to the book is written by Sandy Froman, NRA President.

Besides familiarizing women to a wide variety of shooting sports the book also introduces them to a series of "ladies only" action pistol/handgun camps. These camps are available for novice through advanced shooters in several areas of the United States. Hundreds of women have attended camp, including Sandy and the learning curve is amazing. Just to add that extra touch of "something different"

the age span of the campers is from 25 to 70 years old. Who said camp was just for kids?

Kay Clark-Miculek, a many time national and world handgun champion, is founder and head instructor of the camps. Assisting her are Julie Goloski, Lisa Munson and Judy Woolley, each holding a variety of handgun championships to their credit. To keep the

Continued on page 8

2006 SHOOTING SHOWCASE AT BEN AVERY

The Arizona Department of Game and Fish Ben Avery Range in conjunction with a corporate show promoter put on what they call the "Shooting Showcase" each year in the spring.

Shooting Showcase consists of a tent display of a number of hunting and shooting related organizations and businesses, together with outdoor shooting displays by a few manufacturers (S&W, Ruger, Federal) and some Ben Avery user groups, such as cowboy and silhouette. I was not invited or even told about it, I guess because they wanted to use the High Power range for parking.

Shortly after the ASRPA annual meeting, where we announced that Air gun division was dormant and its activities would be taken over by a newly formed "international/olympic shooting division" I was looking at the AZDGF website and clicked on the "Shooting Showcase" link, just to see what it was.

I saw that ASRPA Air Gun division was going to run a demonstration of air gun shooting in the indoor air gun range! What a surprise! I asked everyone who shoots airgun at Avery and no one who bothered to answer had heard of that, I asked all the ASRPA officers at the quarterly meeting and no one remembered committing any ASRPA division to set up this demonstration of shooting. Well, I found out later from one of the rangers at Avery that nearly a year ago when they were planning it they added that one to the schedule of events and forgot to tell air gun division. Odd since we had scheduled to use the smallbore range for a match that Sunday, that got pre-empted.

Continued on page 3

Inside this Issue . . .

Features -

Babes with Bullets	1
Shooting Showcase at Ben Avery	1
Armed Forces Day 1000 — 2006	4
Paloma Ferrea Match Bulliten	5
2006 Matt Acker Memorial Championship	6

Departments -

Editor's Column Part 2 Collecting & Restoring... Vintage Firearms	2
Arizona's Range Schedules	6
Membership Information	7
Bullet Trap Housekeeping	8

is published bimonthly: January, March, May, July, September, and November. Subscriptions are free to ASR&PA members.

Submission Deadline

Deadline for submission is the 5th of the month preceding publication date. All material for publication should be forwarded electronically to:

newslettereditor@asrpa.com

Board Meetings

Association Board Meetings are held quarterly on the second Saturday of March, June, September, and December at the Ben Avery Shooting Facility in the Activity Building beginning at 10 a.m. Check the ASRPA web site for quarterly Board Meeting schedule.

Change Of Address

If you're moving, please let us know as soon as you know. Arizona State Rifle & Pistol Association, PO Box 40962, Mesa, Arizona 85274-0962 or new Email Address to: newslettereditor@asrpa.com

Distribution

The Bullet Trap is distributed at your option, via US Mail or email. US mail will not be forwarded.

Our Website: www.ASRPA.com.

Affiliation

The Arizona State Rifle & Pistol Association is proudly affiliated with the National Rifle Association, the Civilian Marksmanship Program and USA Shooting.

Editor/Publisher

Noble C. Hathaway, Editor
Printing by: Allegra Print & Imaging

COLLECTING AND RESTORATION OF VINTAGE FIREARMS CONTINUED

In our last Bullet Trap issue, I talked about restoration and cleaning of great old firearms..my favorite being old military rifles.

Our project rifle will be an M1916 Spanish Mauser. We will be working, in this issue, on restoring the stock of the rifle. You will see beginning and end pictures but remember it is very hard to see the texture or smoothing of the wood without touch. In any event, this is a very easy procedure.

First of all, there are several chemical compounds that you can use to clean away the 80 years of grease that has worked itself into the wood. I use Lye Compounds, D'Solve and Whiting Powder from Brownells, and Dawn dish soap as it contains a lot of phosphates and other magical components which draws grease away from surfaces.

Start by stripping the rifle down to the stock. Remember that if you lose any of the tiny screws or pins, most likely you will not be able to get one at True Value. I highly suggest putting each small part in one of those sealable plastic bags as they are tough and can be closed air tight.

Make sure to inspect the inside of the receiver and barrel groove, as well as the outside of the stock for any value added nomenclature. Mark these features so as not to destroy them while finishing.

The next step is my own way of cleaning and it has certain perils. I do not suggest this unless you take certain precautions. You will need several cans of Easy Off Oven Cleaner, a gas mask, or paint mask with built in eye protection and rubber gloves. You also must perform this operation outdoors as this stuff really smells. (I do not know how all you ladies have done this in the kitchen oven for all these years) The cleaner contains lye and it works like an acid while being on the opposite side of the PH scale. It will sting the skin in the same way but water will wash the lye off the skin if you get sprayed. Just make sure to protect those eyes and your face.

Simply spray the stock with a thick coat of foam on the inside and out. Let it sit in the sun all day as heat will help the process. After the foam dries, you will notice that some areas are very brown. This is the grease extracted from the pores of the wood. Keep doing this over and over until there is no brown residue in the dried foam. After each coat of foam has dried, use your water hose and a soft brush to wash the residue off the wood. If your wife is gone, use hot water in the bathtub. You might have to do this five or six times to get all the grease out but remember you will get out of this project what you put in. (don't skimp on this area)

While the wood is wet, you will start to see what treasure you have uncovered

After you know the wood is cleaned, you can now perform a process called whisking. I use fine steel wool and those green pads for cleaning pots and pans, when my wife makes me do the dishes. Simply keep the wood wet while rubbing these pads over the wood. Do not overlook the little nooks and crannies and try to go with the grain. You will not notice this but you are taking all the little hairs or tiny splinters out of the stock. They naturally pop up when wet. Do this for an hour without stopping and you will have done about all you can. NEVER use any kind of

READ THIS FIRST: Please do NOT get out your grandad's original bring-back Pearl Harbor-era M1 Garand Rifle and try the technique that follows! Proceed with care and caution when working on the furniture (or any part!) of an old rifle. Done right, on the right firearm, this refinishing process will yield wonderful results. Done wrong on a classic original weapon and you will destroy its value and historic significance forever. If your rifle's wood has cartouches, (manufacturers stamps) use extreme care to preserve them. You'll be glad you did.

sandpaper. Woodworking hacks do it this way and destroy anything they are working on. These stocks have already been sanded 80 years back.


The next day, the wood has dried out again and you notice all the little dings and dents that whisking brought to your attention.

The last major preparation process is to get the iron down, plug it in, and turn it to high. Put some distilled or filtered water in a bowl. Pick a dent or ding and dip your finger into the water and transfer a drop to one of the dings...it should soak right in. Take the tip of your iron and just massage it over the wet ding. You will see the dent start to rise up. When the water boils out of the ding, again and repeat until the dent is flush with the rest of the stock. You will not be able to get all the dings out however I have done it after many hours of work. You will be amazed at how you can raise dents out of hardwoods. (This works on furniture also) You should now notice the after effect of the iron is a shiny spot on the surface of the stock. Simply wet the stock and whisk the entire stock again, paying attention to taking out the shiny areas to match the rest of the wood. When the wood dries you should see some very nice results, especially with the Euro walnuts.

If you are restoring a US military stock, you might want to purchase an **authentic red or brown military stock stain**, (Brownells) before oiling the wood. Stain can look terrible as it streaks easily. What I use is a small 1-1.5" paint brush. I brush the stain on until the wood will hold no more. I then take a soft cotton cloth and put just a dab of alcohol on the rag. I then lightly rub the stock down. This will take the streaks out and even out the coats. Repeat the stain process until you get the color you desire. Let the stain soak in and **completely dry**. If you do not let it dry, the oil will dilute the stain and streak really bad.

Now the last step is oiling the wood. I love linseed oil. It brings out the real beauty that you have worked so hard to find. The only, and I mean only, oil to use is "Classic Linseed Rubbing Oil" by Pilkington Gun Co. (Brownells) trust me on this one. If you buy the oil from True Value or Home Depot, you will be disappointed. It is all trash and no different from peanut or vegetable oil. This little bottle from Brownells is around \$15 for about 4 oz. It will last and go a long way. Wash your hands thoroughly with Dawn and

Continued on page 7



... SHOWCASE AT BEN AVERY

Continued from page 1

With only a couple of weeks to organize it, international/Olympic division director Mario Stajner and I together with a few other dedicated NRA/Olympic precision rifle and pistol shooters put together a display of precision shooting.



We moved the tables in the meeting portion of the air gun range and set up a static (non shooting) display showing Olympic & NRA smallbore Rifle equipment, NRA bullseye pistol shooting, Olympic and International 25m and 50m pistol, and Air rifle and Air pistol. We had equipment, including top of the line guns for every discipline spread over 24 feet of tables. Targets on the wall and flyers printed up describing the various events and where to shoot it in Phoenix. We even had a SCATT computer-aided training device on display, and a real live National Pistol Team member (John Zurek) in uniform to demonstrate it.

On the adjacent shooting range we had Air Pistols and Air rifles for people to shoot under our coaching and supervision.

We also had to put up a bunch of signs and arrows directing the way to the air gun range which is about 200 yards off to the side of where the last live fire display was held on the smallbore range.



We made sure we had 3 or 4 experienced competitive shooters or volunteers (including my wife for one full day) in the building at all times (10 to 5, both Saturday and Sunday), one person meeting and greeting those who walked in and explaining the equipment and

courses of fire to them (and keeping a sharp eye on the nearly \$15000 worth of member-owned equipment on display). Everyone else was nearly full time on their feet coaching those wanting to shooting air guns.

Of the several thousand people the organizers at Ben Avery think attended the Shooting Showcase (they didn't sell tickets so they don't know exactly how many), at least several hundred walked over to the out-of-the-way air gun building. It seemed most of them were experienced shooters and hunters who knew absolutely nothing about competitive shooting, and frankly, seemed to care even less. While many people looked over the painstakingly assembled display and asked questions about such weird guns, many others walked right past it as though it wasn't there and just wanted to shoot a few pellets and go on. A few attendees were absolutely new to shooting and had the opportunity to be exposed to serious precision competitive marksmanship. I have yet to see someone show up at a match and say he learned about competition from the event and decided to take up the sport, but maybe we did influence someone in that direction.

I would like to see some competitive shooters start planning for next year! I'd like to see High Power Rifle (which is the most popular of the precision shooting competitions here in the US and in Phoenix) set up a demo of some type, Perhaps the Arizona Junior Rifle team can lead that effort. We should try to have a live fire display of precision pistol shooting also. This means we'll need volunteers and equipment in at least 3 different locations on Avery. We need to make and have the organizers make better signage to get the public to visit all the venues, even the out of the way one in the air gun building.

Bill Poole

*ASRPA Vice President & High Power Division Director
PRGC Membership Secretary*

*For more
information on the
Ben Avery Range
along with
up coming events,
their facilities,
classes, etc.*



*visit
[www.gf.state.az.us/
outdoor_recreation/
ben_avery.shtml](http://www.gf.state.az.us/outdoor_recreation/ben_avery.shtml)*

**Cynthia Scruggs-Hathaway**
Premier
Mortgage Consultant

GREAT SOUTHWEST
MORTGAGE

Direct: 480.626.6340
Office: 480.367.6900
Cell: 623.680.9331
Fax: 623.376.8643
cynthia.scruggs@greatswmortgage.com

7373 E. Doubletree Ranch Rd., Ste. 125, Scottsdale, AZ 85258
BK0903297

**TER-MARK, INC.**

606 South Front Street Montezuma, Iowa 50171

Leigh Wilcox
President

Phone: (641) 623-4329 FAX: (641) 623-5672
TOLL FREE: (877) 623-9364

Web site: www.gunshowtsp.com E-mail: leighw@airgunexpress.com

ARMED FORCES DAY 1000 – 2006

Match Director's Report;

Armed Forces Day 2006 started with beautiful bluebird skies and very light winds. Volunteers had target setup well underway before 7AM. We had our shooters meeting just a little past 7:30 and shooting commenced about 8AM.

None of this would have been possible without Ron Talbott who drove out to help us get started but had prior personal commitments beginning at about noon that kept him from shooting with us. In addition to his efforts getting the targets up, he scheduled all the relays, collected the entry fees and shooter information and then ran the line for the first 3 relays. Ron is one of those guys who is the backbone of organizations and events like this but is rarely recognized for his efforts.

We can't do this without people who watch the roads and act as safety officers for us and again we were blessed this year to have volunteers who spent lots of time doing this for us but who did not shoot our event Bob Braatz, Ted Wood, and Ed Decker provided an invaluable service and none of them shot.

Ed also provided us with a great wind flag with an American flag above it at the 200 yard line. I know it was inspirational to me and I hope everyone else enjoyed it as much as I did. I should

have taken that wind flag more seriously and made sight adjustments accordingly...

We had a couple new shooters this year and they shot very well, proof that the brain trust is not always with seasoned veterans.

Again this year we had a special friend from the People's Republic of Kalifornia join us. An inspiration to all, Jim Simmons has spent a lifetime fighting the anti-gun crazies to our left. (Jim – Tell the illegals that white liberals taste like chicken).

We had visits by notable locals as well.

The range was shut down twice to allow for antelope to move out of harms way. I know it took a great deal of forbearance for those of us on the line with 8+ bonus points, very precise range calculations and well-proven target rifles to just sit and watch these critters!

There was a request for special designation of an "OF Class" but until anyone wishes to admit to those provisos, we'll hold that designation in reserve. I must state that there doesn't seem to be a corresponding relationship to scores and age, except that those with the most experience should be handicapped, not benefited!

Continued on page 5



**STAY ON TOP
OF ALL THE
SHOOTING IN
NORTHERN ARIZONA;**

Send an e-mail to:
**NoAzShooting-Subscribe
@yahoogroups.com**

**FREE
DISCUSSION FORUM
JUST FOR US!**


Armed Forces Day 1000 2006

	Shooter	Class	1st	X's	2nd	X's	Total	X's
1st Squad	1 Ron Wood	FLG	137		122	2	259	2
	2 Mark Wood	FLG	125		125	1	250	1
	3 Terry Weinberg	FLG	105		138	2	243	2
	4 Stacy Johnson	FLG	118	2	126	1	244	3
	5 Clay Shumway	FLG	119		116		235	0
	6 Ryan Wood	F	95		129	2	224	2
7								
2nd Squad	8 Steve Montgomery	F	283	4	0		287	4
	9 Jim Simmons	FLG	102		84		186	0
	10 Ron Piotrowski	PALMA	118		85		203	0
	11 Norm Messenger	AMTCH	10		78		88	0
3rd Squad	12 Rich Ferguson	F	139	3	132	2	271	5
	13 Terry Chester	FLG	127	2	136	1	263	3
	14 Alan Aipperspach	FLG	134	1	???		134	1
	15 Josh Weinberg	FLG	85	1	85		150	0
	16 Noble C Hetheway	F	88		114		202	0
4th Squad	17 Bill Gow	F	99	1	72		171	1
	18							
	19							
	20							

... ARMED FORCES DAY 1000 – 2006

Continued from previous page

This is Rich's second year as top dog so he takes the Sue Chester Commemorative Award home for another year. We know it will be displayed in a place of honor. Don't let my death grip fool you, I'm delighted to see Rich go two straight.



PALOMA FERREA MATCH BULLETIN

MAY 2006

This month marks the beginning of a new process for the monthly Match Bulletin. Starting with this month, all information previously found in the "Word" document can be found on the club's website. So, please refer to the web site for match results and any current information. I will continue to send reminders via email each month so you can put the match on your schedule.

Put the following in your web browser and bookmark it:

<http://www.iron dove.net>

That is a hyperlink, so just click or double click on the blue text to go right to the web page.

We sure are lucky in the weather department. I have a feeling that is about to change. Remember that Summer hours are now in effect. Range open for practice at 8am and match starts at 9am sharp, June 11., 2006.

What a turn out for the May match! And on Mothers' Day too! By my count, there were 65 "Guns" that went to the firing line. It has been a long time since we have had that many shooters or guns. It is hard to believe that we were all done and the mop put away by 12:45pm.

Oh, Thank you for the pneumatic Targets. Away back in the Olden Days, we would have been putting away targets in the dark.

There are no special events in the near future

except the Nationals in Raton, N.M. at the N.R.A. Whittington Center. July 28-31. If you are interested in attending, ask me at the June match to announce that you are interested in sharing a ride and expenses.

Take a look at the enclosed schedule for the "Cowboy Lever Action" match that is being held on the Pistol Silhouette range on the 4th. Saturday each month. Next one up is June 24. This match is for lever action rifles only, firing .22LR and pistol cartridges at the Hunters Pistol short range targets and for rifle cartridges at the long range targets. Center fire cartridges should be cast lead bullets only. No 'Hot' or factory jacketed bullet loads. Dust off your old Marlin Mountie or Winchester .357 and come on out and enjoy the fun.

Photos from the Arizona State Hunters Pistol Championships are posted on the web site. Take a look as they will be taken down at the end of the month.

Sandy

ARMED FORCES DAY 1000 – 2006

CLASS WINNERS

Match Winner –
Rich Ferguson

F-Class Winner –
Rich Ferguson

FLG-Class Winner –
Terry Chester

Palma Class Winner –
Ron Piotrowski

Antique Match Rifle –
Norm Messenger

Service Rifle
Undefended

Black Powder
Undefended

**Please remember to support our advertisers.
It helps all of us.**

2006 MATT ACKER MEMORIAL CHAMPIONSHIP

The annual State Junior High Power Championship was held May 20 at Ben Avery Shooting Facility in Phoenix. The match is dedicated to past Arizona junior Matt Acker, who was killed in a 2001 traffic accident near his military base in Florida.



17 juniors, including five girls, participated in this year's match. Participant's ages ranged from 12 to 20. The competitors shot the 50 round "National Match" course of fire, which is conducted at 200, 300 and 600 yards. Everyone shot AR-15 service rifles with military iron sights.

When the firing was complete, the

target pit area was opened for a pot luck barbecue and awards ceremony.

(See results in far left column.)

14 of the juniors are planning on participating in the National Rifle Matches at Camp Perry, Ohio in August, as members of Team Arizona.

Visit the junior high power team website at www.members.cox.net/azjrhp

MATT ACKER MEMORIAL CHAMPIONSHIP MATCH RESULTS:

Match winner – Heath Higby

Match Second – Tanya Gorin

Match Third – Kevin Tavares

1st New Shooter– Andy Swazey

2nd New Shooter– Tyler Rico

3rd New Shooter – Evan Ksenzulak

Arizona's Ranges

Range	Address	City	Phone	Hours
River's Edge Sporting Retreat	HC1, Box 742	Benson	(520) 212-4868	UNKNOWN
Buckeye Hills Shooting Range	State Route 85	Buckeye	(623) 694-1595	Public
Bullhead City Gun Club	PO Box 21008	Bullhead City	(520) 758-9455	Public
Elsy Pearson Rifle Range	2766 S Isom Rd	Casa Grande	(520) 421-8677	Daily 0800-1700
Casa Grande Trap Club	1320 N Arbor (Route 347, S of Ak-Chin village)	Casa Grande	(602) 836-8300	Public
Casa Grande Parks and Recreation	8470 N Overfield Road	Coolidge	(520) 426-4313	Public
DMAFB Rod & Gun	355 SVS/SVRO, 5465 E Nugget St	Davis-Monthan AFB	(520) 228-3736	UNKNOWN
Douglas Rifle & Pistol Range	Geronimo Trail	Douglas		Public
Sportsman's Center	Garden Canyon Rd	Ft Huachuca	(520) 533-7085	UNKNOWN
Globe-Miami Gun Club	Bixby Road	Globe	(928) 425-2083	Private
Northeastern AZ/Navajo County Range	PO Box 668	Holbrook	(520) 524-4250	Public
Copper Basin Range	Hwy 177 by milepost 145 (East) 1/4 mi	Kearny		Public
Seven Mile Hill Range	3155 N Oatman Hwy	Kingman	(928) 753-8038	Public
Range	3155 Oatman Road	Kingman	(520) 753-8038	Public
Lake Havasu City Sportsman Club	2029 W Acoma	Lake Havasu City	(928) 453-5404	Public
			(928) 453-5404	
Lake Havasu City Sportsman Club, Inc	PO Box 1030/ 1 SARA Park	Lake Havasu City	(520) 453-7040	Public
Sam's Shooter Emporium	2183 McCulloch Blvd	Lake Havasu City	(928) 680-7000	Public
Phoenix Trap & Skeet Club	12450 W Indian School Road	Litchfield Park	(602) 935-2691	UNKNOWN
Mammoth Public Shooting Range	Copper Creek Rd. se of Hwy 77 & E of River Rd. (Sar Mammoth			Public
Double Adobe Trap & Sporting Clays Range	5057 W Double Adobe Rd	McNeal	(520) 364-4000	Public
Rio Salado Sportsmans Club/ Usery Mtn Shooting Range	3960 N Usery Pass Rd	Mesa	(480) 984-9610	Public
Caswell's Shooting Range	856 E Isabella Ave	Mesa	(480) 497-5141	Public
Four Peaks Archery (airgun)	229 W Mahoney Ave	Mesa	(480) 834-0958	Public
Rangemaster Shooting Range Inc	856 East Isabella Ave	Mesa	(480) 497-5141	Public
The Shooters Gallery	4116 EBroadway Rd	No Little Rock	(501) 945-6188	Public
Page Gun Club	PO Box 584	Page	(520) 645-3679	Public
Gunsite Academy, Inc	2900 W Gunsite Rd	Paulden	(520) 636-4565	Private
Bird Busters of Payson, Inc	1106 N Ponderosa Cir	Payson	(602) 474-2375	Public
Northern Gila County Shooting Range	State Hwy 87(South), East on FS 208, 18 mi	Payson	(928) 474-6613	Public
Peoria Rod and Gun Club	PO Box 11	Peoria	(623) 214-2560	Private
			(602) 266-2600	M-F 0900-2000
Shooter's World/Arizona Tactical, Inc	3828 N 28 Ave	Phoenix	888-843-1992	Sa/Su 0900-1800
Phoenix Rod & Gun Club	915 W Olney Rd	Phoenix	(602) 276-0510	Public
Ben Avery Shooting Facility	4044 West Black Canyon Boulevard	Phoenix	(623) 582-8313	Public
Ben Avery clay Target Center	37016 N Archery Dr	Phoenix	(623) 587-1706	Public
Wild West Archery Inc (airgun)	1740 W Bell Road	Phoenix	(602) 548-9658	Public
Phantom Skeet & Trap	8427 N17th Place	Phoenix	(602) 856-3928	UNKNOWN
			(520) 466-2906	
Picacho Sporting Club	PO Box 340, 32510 S Picacho Hwy	Picacho	(520) 705-8333	Public
Prescott Sportsmen's Club	Granite Basin Road & Forest Serive Road 374E	Prescott	(928) 771-9616	Public
			(520) 772-9538	
Prescott Trap & Skeet Club Inc	PO Box 1881	Prescott	(520)778-4153	Public
Long Meadow Preserve	HC30, Box 1030	Prescott	(520) 778-9563	UNKNOWN
High Noon Indoor Shooting Parlour	6969 E Highway 69	Prescott Valley	(928) 772-0750	Public
Mandall Shooting Supplies	3616 N Scottsdale Rd	Scottsdale	(480) 945-2553	Public
Scottsdale Gun Club	14860 N Northsight Blvd	Scottsdale	(480) 348-1111	Public
Red Mountain Trap & Skeet	15001 E Beeline Hwy	Scottsdale	(480) 990-9994	Public
Sedona Sportsmens Club	PO Box 2552	Sedona	(602) 282-7787	UNKNOWN
Sierra Vista Shooting Range	AZ Hwy 90 between Sierra Vista and Bisbee	Sierra Vista	(520) 508-9846	Public
Ft Huachuca Sportsman's	4575 Calle Encina	Sierra Vista	(602) 533-7085	UNKNOWN
Garden Canyon Trap Club	27 WKayeton Drive	Sierra Vista	(602) 533-7085	UNKNOWN
Tucson Rifle Club Inc	18300 W Ajo Way (Mile post 148)	Three Points	(520) 822-5189	Open Daily 0700-1700
Desert Trails Gun Club & Training Facilities	7777 E Valencia Rd	Tucson	(520) 663-0119	Public
Jensen's West Arizona Sportsman	1280 W Prince Rd	Tucson	(520) 293-8516	Public
Marksman Pistol Institute	5051 E 29th Street	Tucson	(520) 747-8657	Public
Southeast Regional Park Shooting Range	11296 S Harrison Rd	Tucson	(520) 877-6128	1500,Sa/Su 0700-1800,
Tucson Trap & Skeet Club	7800 W Old Ajo Way	Tucson	(520) 883-6426	Public
Pima Pistol Club, Inc	13990 N Lago Del Oro Pkwy	Tucson	(520) 825-3603	Public
Range	1 Mi N of Old Tucson Studios on Kinney Rd	Tucson	(520) 883-5646	0900-1500, Sa/Su 0900-
m./	PO Box 1581	Wickenburg	(928) 684-5041	Public
Adair Range Inc	4760 South US Hwy 95	Yuma	(520) 344-2546	Public
Adair Range Inc Yuma Trap & Skeet, Inc	15 Mi N of Yuma,US Hwy 95	Yuma		Public
Foothills Archery Range	2 Mi E of Foothills Blvd	Yuma	(928) 726-0953	Public

Confidential ASRPA Membership Application/Renewal

TYPE OF MEMEBERSHIP: RENEWAL _____ NEW MEMBER _____
 LIFE _____ \$200 CONDITIONAL LIFE _____ (payover 18 mhs min. pmt \$25)
 1 YEAR _____ \$20 2 YEAR _____ \$35 3 YEAR _____ \$50 5 YEAR _____ \$85
 1 YEAR JUNIOR (through calendar year of 20th birthday) _____ \$5
 1 YEAR CLUB _____ \$20 CORPORATE _____ \$50
 1 YEAR FAMILY (2 adults and minor children- please list below) _____ \$30

DONATION: LEGISLATIVE DIV \$ _____ JUNIOR DIV \$ _____

Full Name _____

Mailing Address _____

City _____ State _____ Zip _____

Phone _____ Date of Birth _____

E MAIL (PLEASE INCLUDE !) _____

Yes, I only want the e mail version of the Bullet Trap Magazine _____

NRA # _____ Voting Districts _____ FED _____ State _____

County _____ Local _____

Other family members: Names Date of Birth NRA#

I can help with: LEGISLATIVE _____ NEWSLETTER _____ JUNIORS _____
 FUND RAISING _____ TRAINING _____
 types of CERTIFICATION(s) _____

ASRPA Pledge: I state that I am not a member of any organization that restricts or subverts zthe Constitution of the United States; That I have never been convicted of a crime of violence; and that I will fulfill the obligations of good citizenship and sportsmanship.

Signed _____ Date _____

ASRPA USE ONLY

ASRPA # _____ EXP DATE _____ DATE REC'D _____

AMT \$ _____ DEP# _____

WANT TO ADVERTISE IN THE BULLET TRAP?

Advertise directly to those who need your products and services and help support Arizona State Rifle and Pistol's goals and objectives.

Your ad will appear in both the printed edition, which is mailed bi-monthly to 1,600 members and contacts, and the electronic version which is posted to the ASRPA website, asrpa.com, and distributed internationally. In addition, all paid advertisers who prepay twelve months of advertising (six issues) will also receive a banner on the ASRPA website with a link to your website.

RATES -

From your useable electronic file:
Effective 1/01/06

Business Card (3-1/2" w x 2" h)
\$40.00/issue

1/4 page (3-1/2" w x 4-1/4" h)
\$75.00/issue

1/2 page (4" w x 10" h or
8" w x 5" h)
\$125.00/issue

Full page (image 8" w x 10" h)
\$200.00/issue

All advertising
must be prepaid.

To place an ad or for further information contact the editor, Noble C. Hathaway, at: newslettereditor@asrpa.com or 623-687-4251.

COLLECTING AND RESTORATION

Continued from page 2

make sure you have no grease or other oils on your skin. Take a drop of this magic oil on several of your fingertips and start hand rubbing it into your cleanly whisked and dried wood. Really make love to your stock here. The more you rub with your fingers the better the wood will look. Your wood will be transformed before your eyes. You will not believe it.

After I have rubbed my finger tips off, and covered every spot on the stock, I let the stock sit outside and absorb the oil for a day or so and then bring it back in the garage and let it sit for a week. After this time, wipe off the excess oil,

if any, and you should have a beautiful piece of furniture waiting for re-assembly. If the wood is sticky use a little alcohol and a soft cloth and rub the stock down. Let it dry another day and your set.

Next issue: Bore restoration and re-assembly.

Have fun with your project!

Noble C. Hathaway
Editor



Ann Aden
English / Swedish
Real Estate Consultant
www.c21platinumre.com

Platinum Real Estate

1044 N Gilbert Rd., Suite 2
Gilbert, Arizona 85234
Business (480) 497-2121
Fax (480) 894-8994
Cellular (480) 703-6461
ann.aden@century21.com

Each Office Is Independently Owned And Operated



MLS





RE/MAX
Majestic

John C. Ellinwood
(520) 419-8090
john@remax.net
www.TucsonPlaces.com

Each office independently owned and operated.




Your Freedom Loving REALTOR® in Tucson and Oro Valley

Many military personnel are returning home, from their heroic efforts, to our country.

Some of these wonderful men and women will be returning home with major injuries and tremendous physical loss and will have to completely change their lifestyle due to their physical conditions.

I know, if possible, we would all like to make Highpower rifle, and various other shooting disciplines, readily available to these folks. It is very possible that we, the shooting community, could help these former sport shooters continue to enjoy their favorite shooting pastimes. I have been in contact with several companies that specialize in shooting equipment designed for the physically challenged shooter. They show great interest in coming to our matches and furnishing their equipment to some of our shooters.

Would you, ASRPA members, help in the search for some of these men and women that would like to continue in the shooting sports after their injuries? If you find anyone interested in participating, please e mail your editor and we will start a database of names and particular needs. From that point, we can begin to coordinate and place the shooters in events in the coming months.

NE



State Rifle & Pistol Assoc.

PO Box 40962
Mesa, AZ 85274-0962

RETURN SERVICE REQUESTED

PRSR STD
U.S. POSTAGE
PAID
PHOENIX, AZ
PERMIT NO. 815

...BABES WITH BULLETS

Continued from page 1

camp costs at an affordable level Smith & Wesson has stepped up to the plate in underwriting many of the expenses over the last 3 years. Now United State Practical Shooting Association (USPSA.org) and National Shooting Sports Foundation (NSSF.org) have also joined into sponsoring the ladies camps.

The next camp offered in the southwest is November 13th through 15th (Monday through Wednesday.) Debbie Ferns is organizing this particular camp, based at her home range of Pima Pistol Club in Tucson. If you want more information visit the camp web site at www.Bang-Inc.com.

(Hint...camp slots fill up VERY quickly as this is the closest location for campers coming out of California, Texas, New Mexico and Colorado.)

So if you are a lady, or know of a lady, that has always wanted to learn more about handguns, then this camp is a great opportunity! Its part education, part pajama party and 100% enjoyment. FYI the book, "Babes with Bullets," is available at any Sportsman's Warehouse location, along with Dillon Precision Products and Brownells.

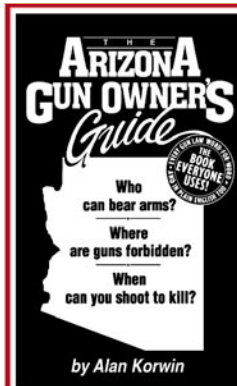
You can also visit Debbie's web site at www.BabesWithBullets.com

REACH OUT AND SUPPORT THE SECOND AMENDMENT

When outfits such as AT&T donate \$3 million to antigun "charities," isn't it about time we gave similar support to pro-freedom causes?

Thanks to Marathon Communications USA, you can have 15% of your personal or business long-distance phone billing sent each month to the Arizona State Rifle & Pistol Association, Inc. save up to 50% over what your long distance or 800-services company may be billing you now.

MARATHON USA
8014 Cummings Highway, Ste 403-357
Canton, GA 30115-9339
800.894.4081



GOT A GUN? GET THE RULES!

Don't take chances or guess, *every* gun law is included *and* described in **plain English**. Permits, self defense, carry, buy/sell, much more. Updates on web! A great tool, easy to read, just \$14.95.

BLOOMFIELD PRESS
800-707-4020 | Trainer discounts!
GunLaws.com | Ask for free catalog